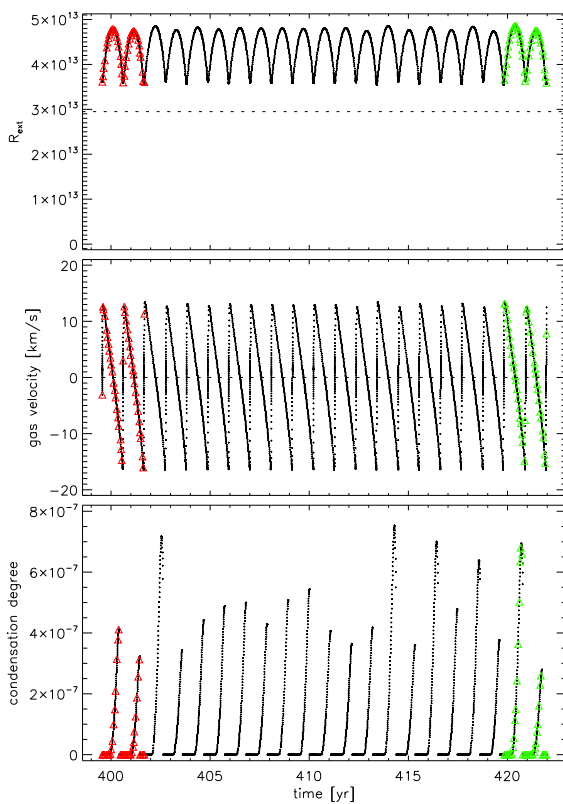
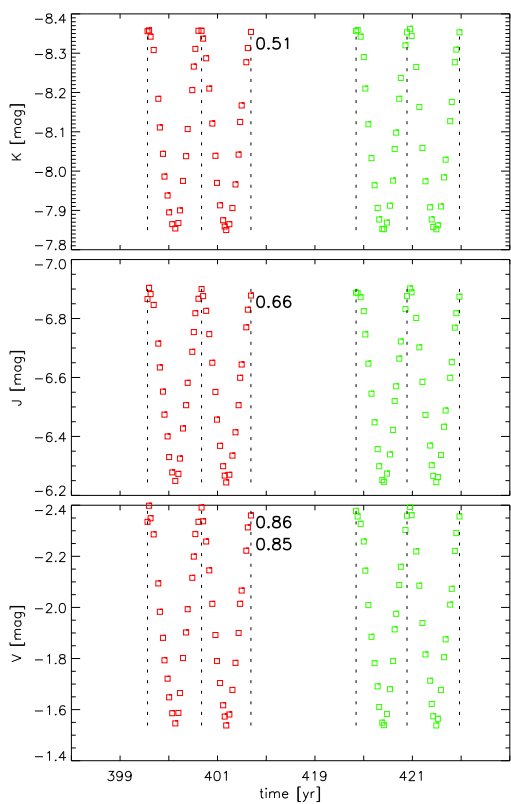
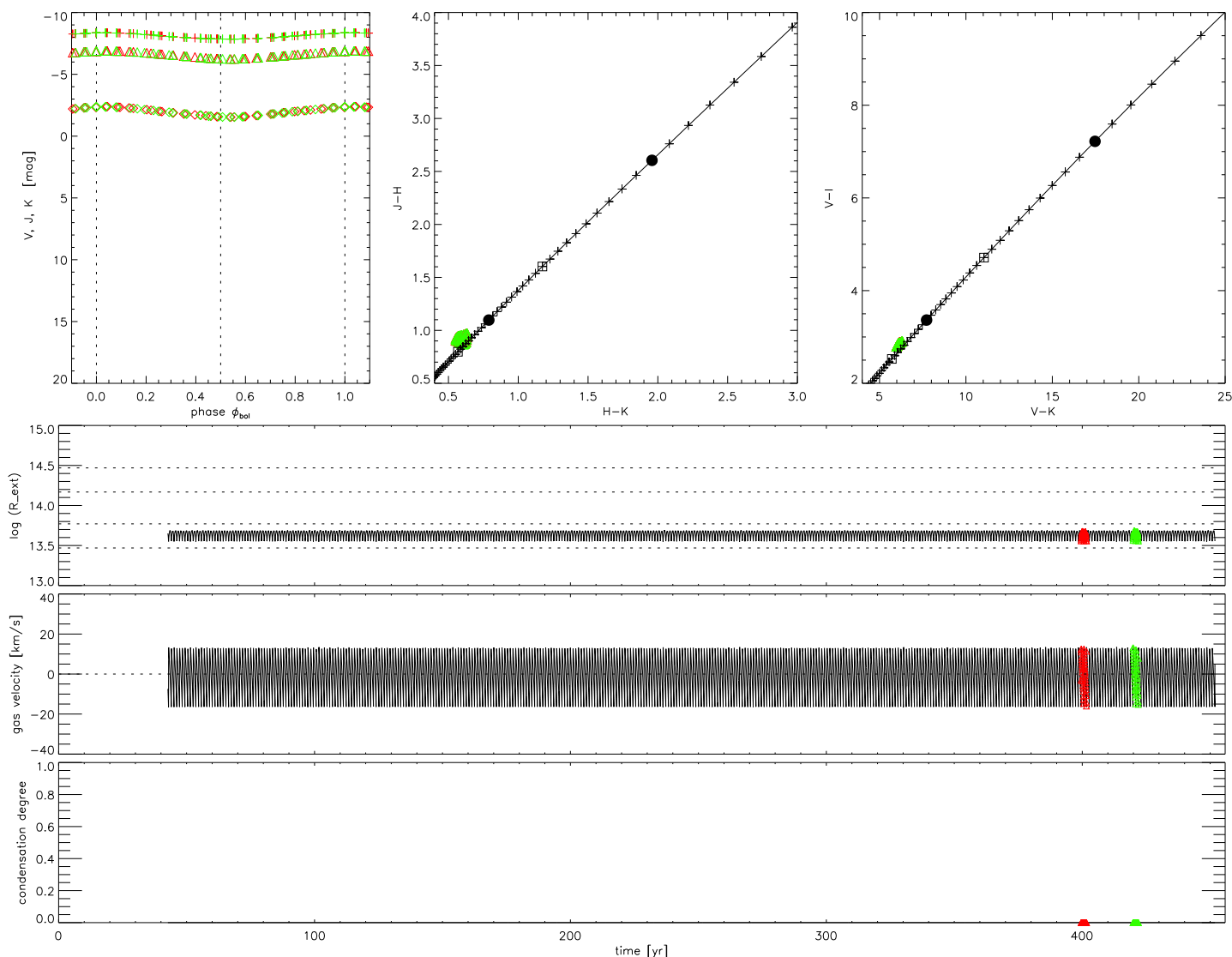


2600 3.85 1.50 8.20 4 1.0



T_{eff} 2600 K
 lg L 3.85 L_⊙
 Mass 1.50 M_⊙
 lg(C-O) 8.20
 C/O 1.35
 Δu_p 4 km/s
 f_L 1.0
 class pp

No wind

Period 390. d = 1.068 yr
 Radius 424. R_⊙
 log g -0.64
 ΔM_{bol} 0.352

Colour	mean	min	max	range
(B-V)	2.38	2.35	2.42	0.07
(V-I)	2.86	2.79	2.92	0.13
(V-K)	6.13	5.96	6.31	0.35
(J-H)	0.93	0.86	0.97	0.11
(J-K)	1.52	1.45	1.61	0.15
(H-K)	0.59	0.55	0.64	0.09

Note: Time increases downwards. Scales OK for last curve (bottom black)

