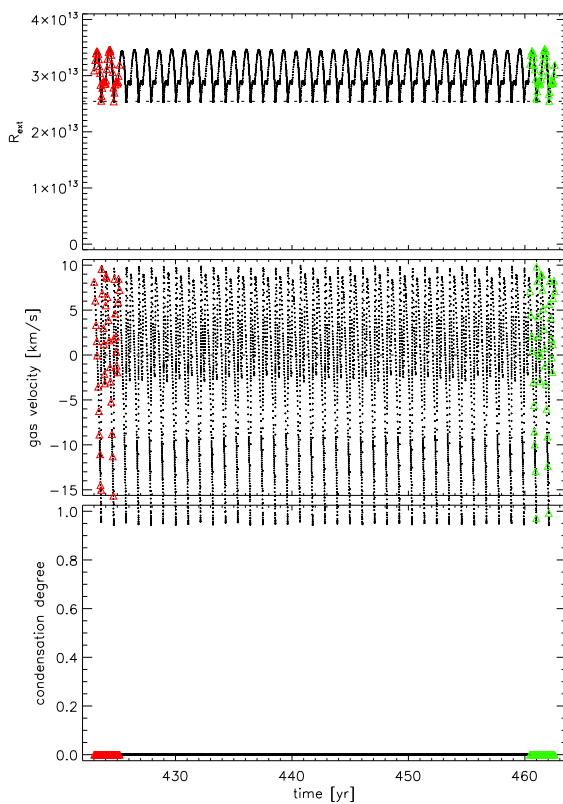
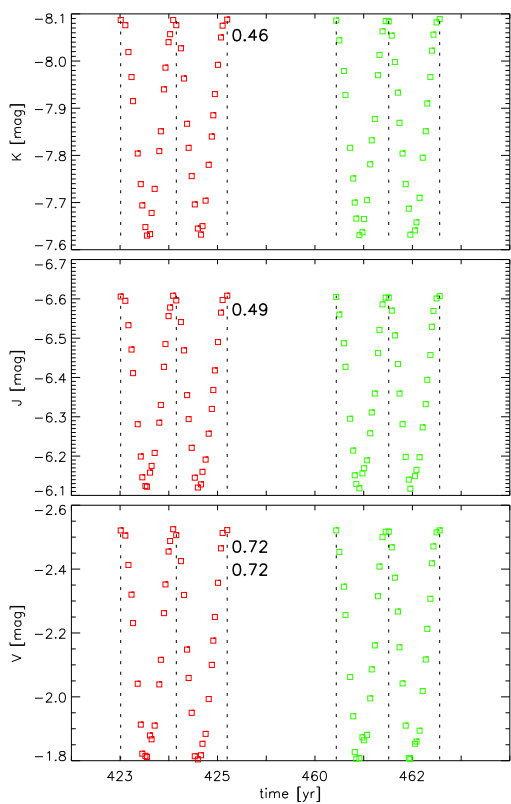
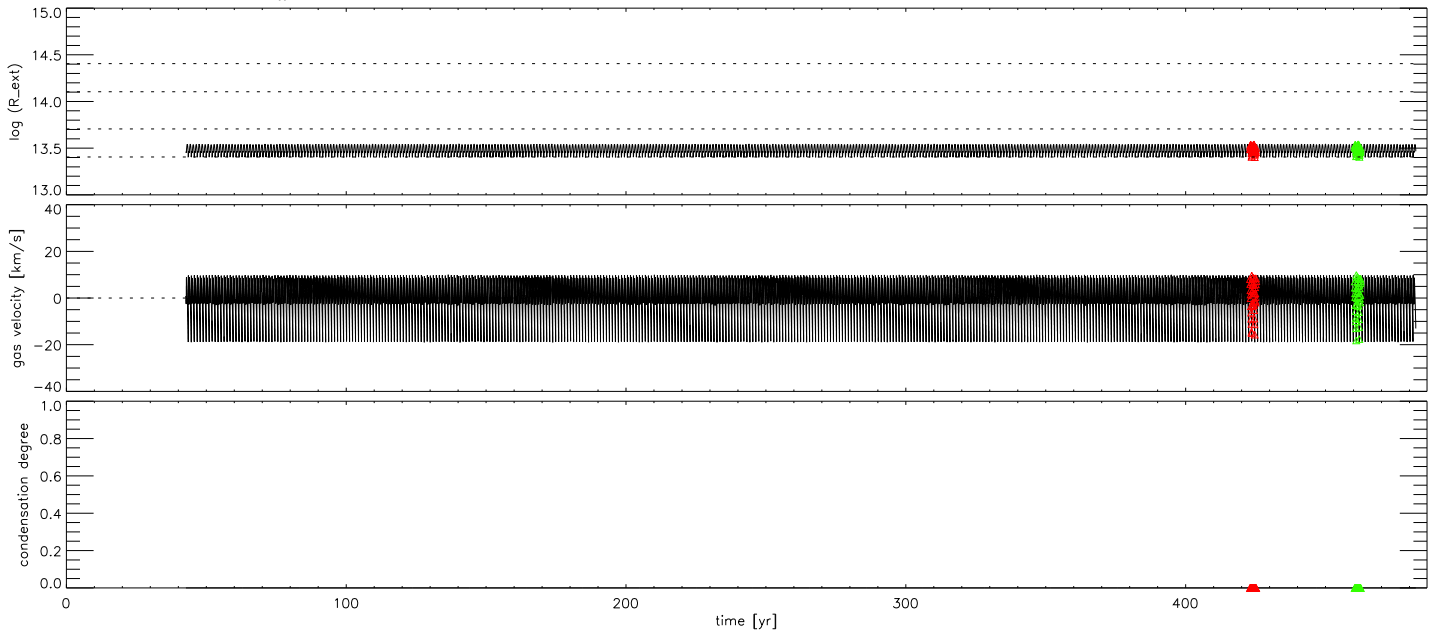
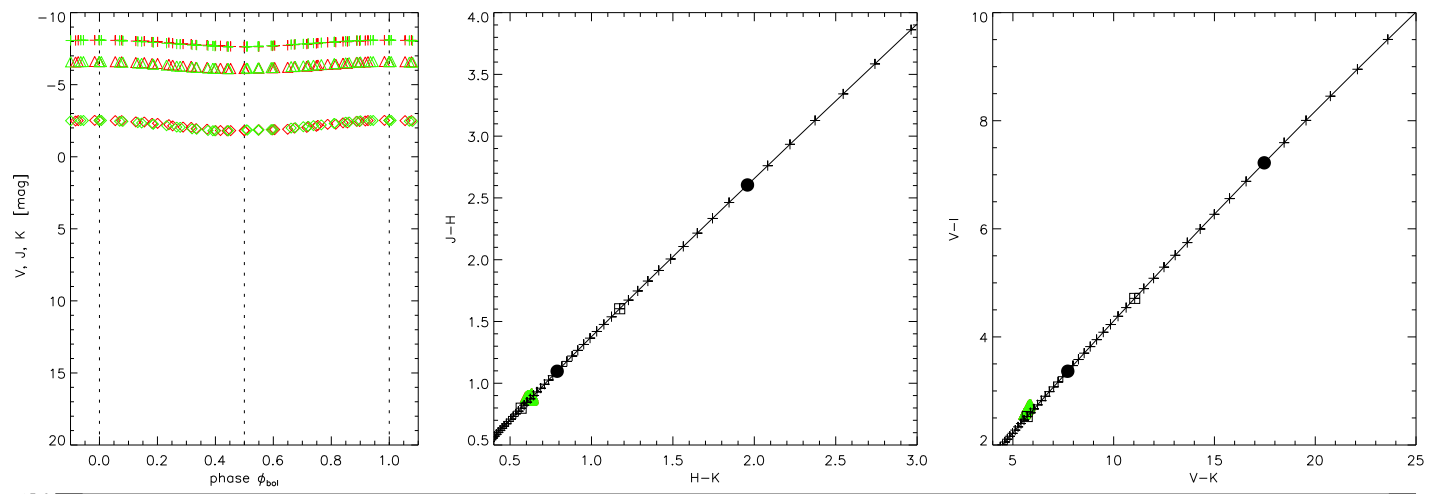


2800 3.85

1.50 8.80

2 2.0



T_{eff} 2800 K
 $\lg L$ 3.85 L_{\odot}
 Mass 1.50 M_{\odot}
 $\lg(C-O)$ 8.80
 C/O 2.38
 Δu_p 2 km/s
 f_L 2.0
 class pp

No wind

Period 390. d = 1.068 yr
 Radius 365. R_{\odot}
 $\log g$ -0.51
 ΔM_{bol} 0.414

Colour	mean	min	max	range
(B-V)	2.12	2.08	2.16	0.09
(V-I)	2.66	2.57	2.75	0.18
(V-K)	5.71	5.56	5.88	0.32
(J-H)	0.89	0.86	0.92	0.06
(J-K)	1.51	1.47	1.55	0.08
(H-K)	0.62	0.59	0.64	0.05

Note: Time increases downwards. Scales OK for last curve (bottom black)

