

3000

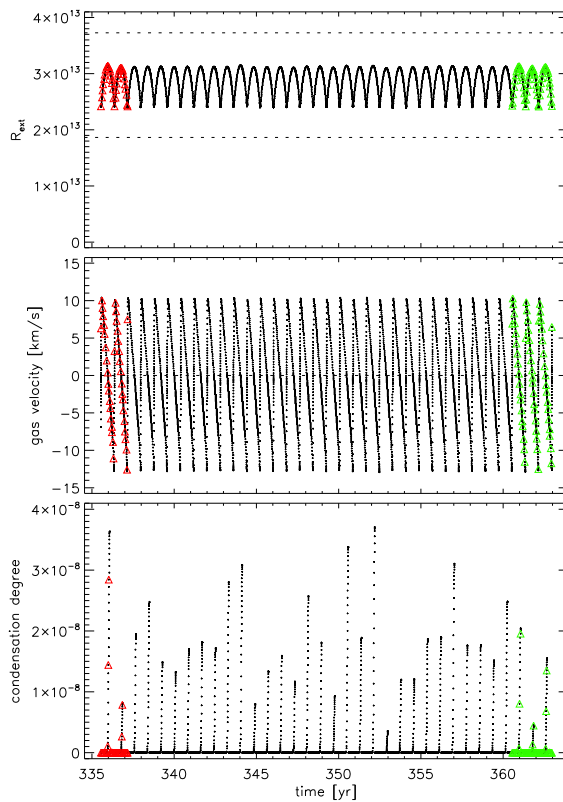
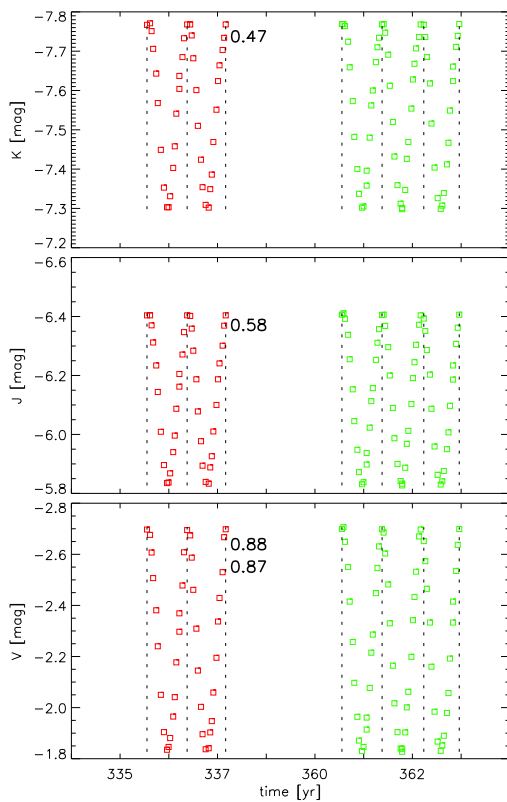
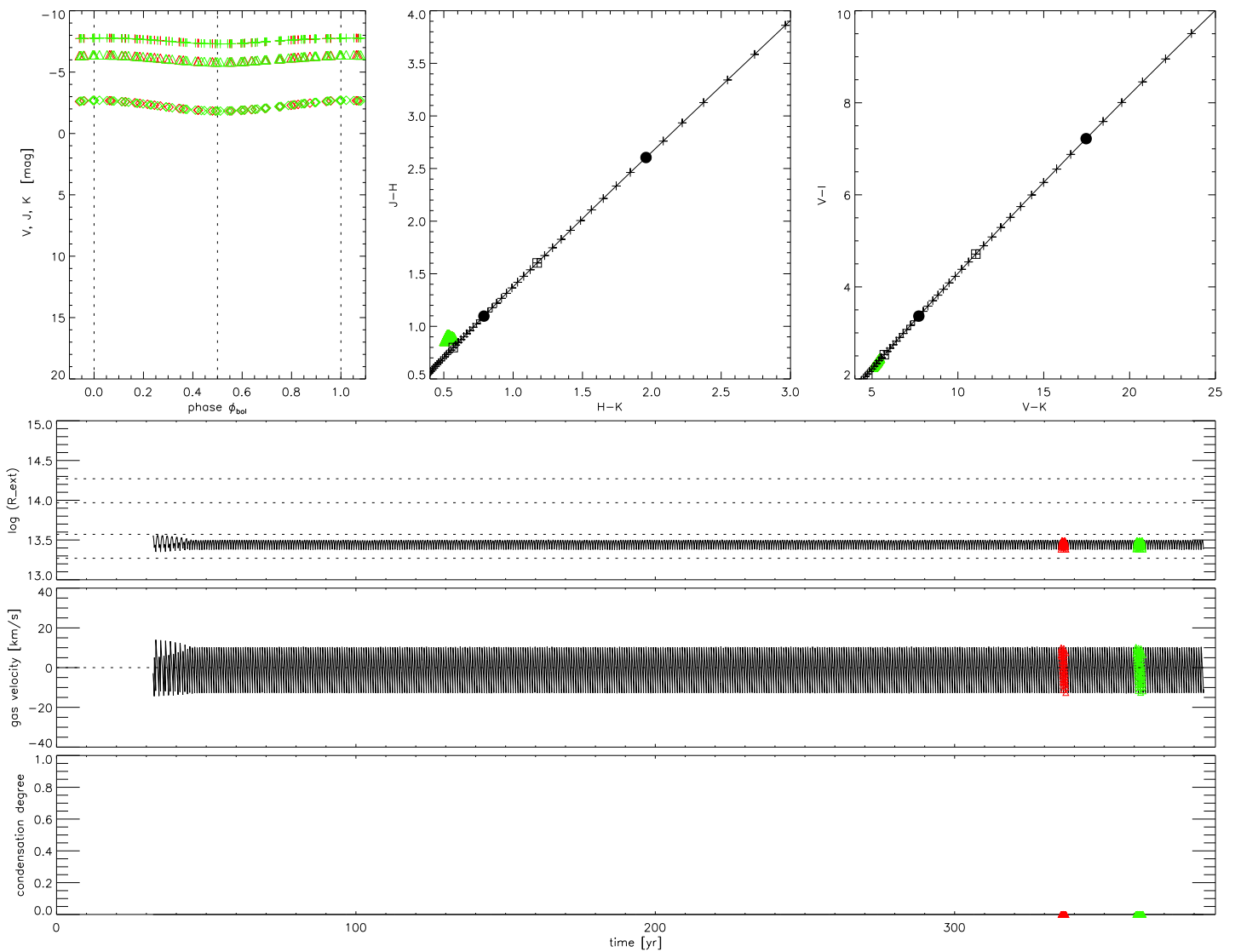
3.70

0.75

8.50

2

2.0



T_{eff} 3000 K
 $\lg L$ 3.70 L_{\odot}
 Mass 0.75 M_{\odot}
 $\lg(C-O)$ 8.50
 C/O 1.69
 Δu_p 2 km/s
 f_L 2.0
 class pp

No wind

Period 294. d = 0.806 yr
 Radius 268. R_{\odot}
 $\lg g$ -0.54
 ΔM_{bal} 0.427

Colour	mean	min	max	range
(B-V)	2.04	1.99	2.07	0.08
(V-I)	2.37	2.26	2.46	0.20
(V-K)	5.30	5.06	5.47	0.41
(J-H)	0.89	0.86	0.93	0.07
(J-K)	1.42	1.36	1.47	0.11
(H-K)	0.53	0.50	0.57	0.07

Note: Time increases downwards. Scales OK for last curve (bottom black)

