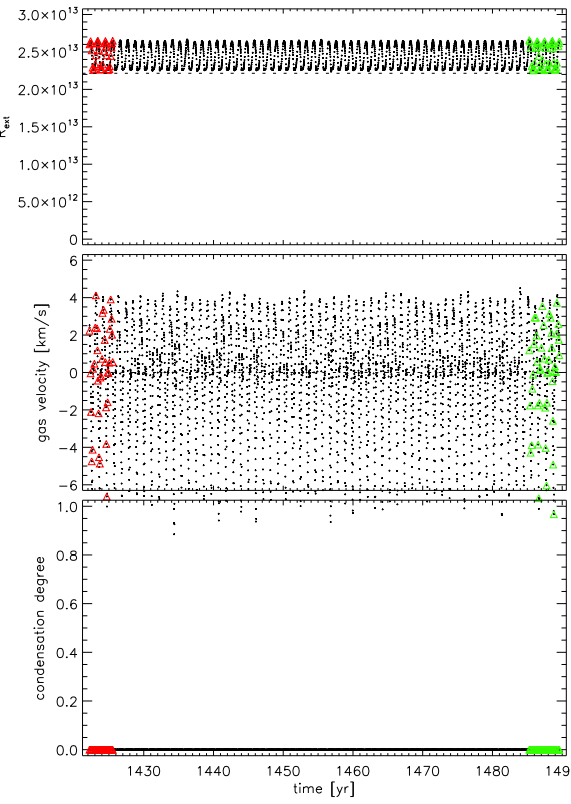
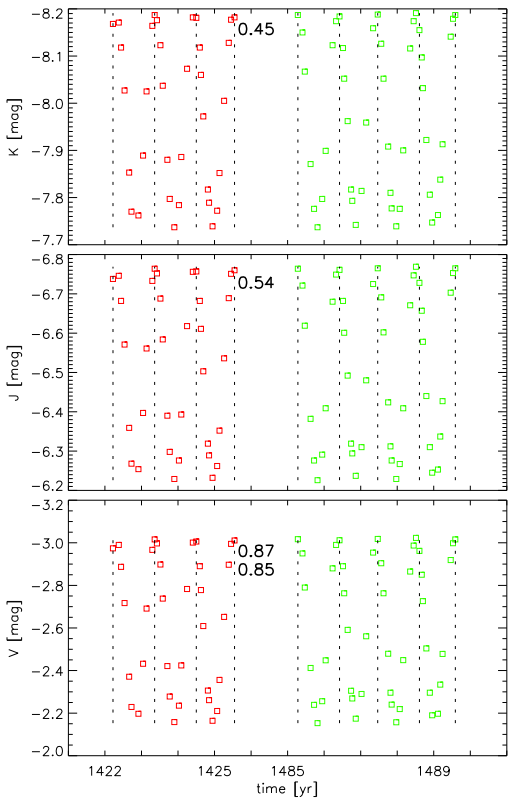
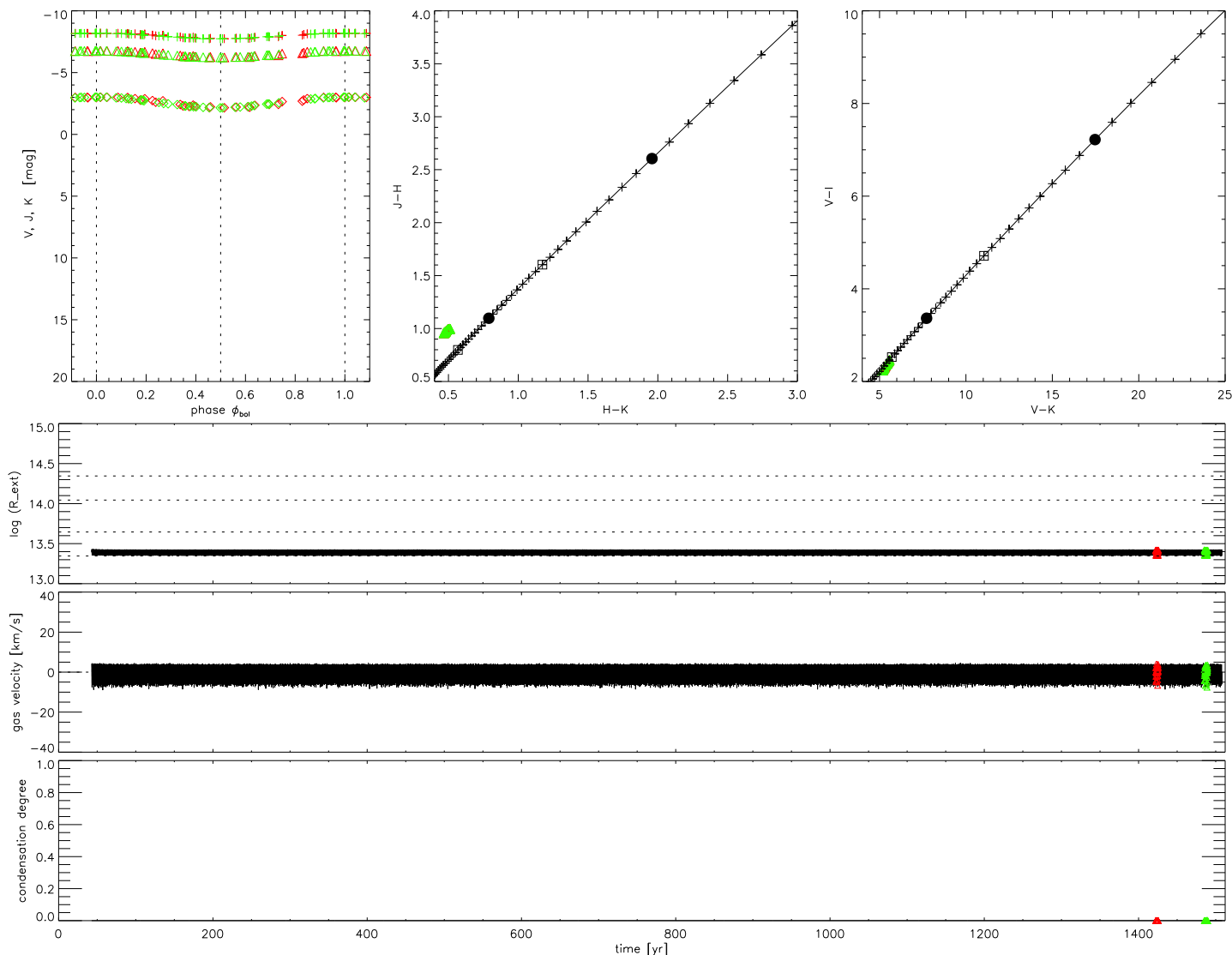


3000 3.85 1.50 8.20 2 2.0



T_{eff} 3000 K
 $\lg L$ 3.85 L_{\odot}
 Mass 1.50 M_{\odot}
 $\lg(C-O)$ 8.20
 C/O 1.35
 Δu_p 2 km/s
 f_L 2.0
 class pp

No wind
 Period 390. d = 1.068 yr
 Radius 318. R_{\odot}
 $\log g$ -0.39
 ΔM_{bal} 0.454

Colour	mean	min	max	range
(B-V)	2.09	2.06	2.14	0.08
(V-I)	2.34	2.23	2.47	0.24
(V-K)	5.36	5.17	5.58	0.42
(J-H)	0.98	0.95	1.00	0.05
(J-K)	1.47	1.42	1.51	0.09
(H-K)	0.49	0.47	0.51	0.05

Note: Time increases downwards. Scales OK for last curve (bottom black)

