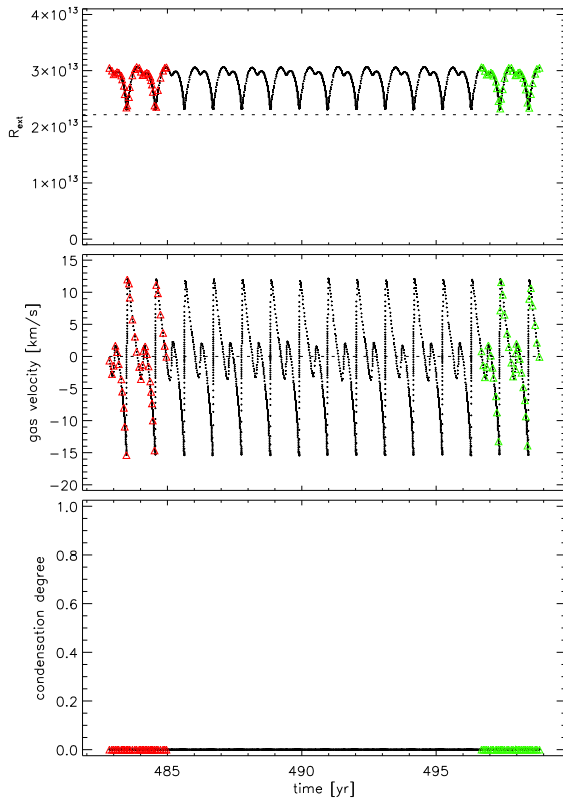
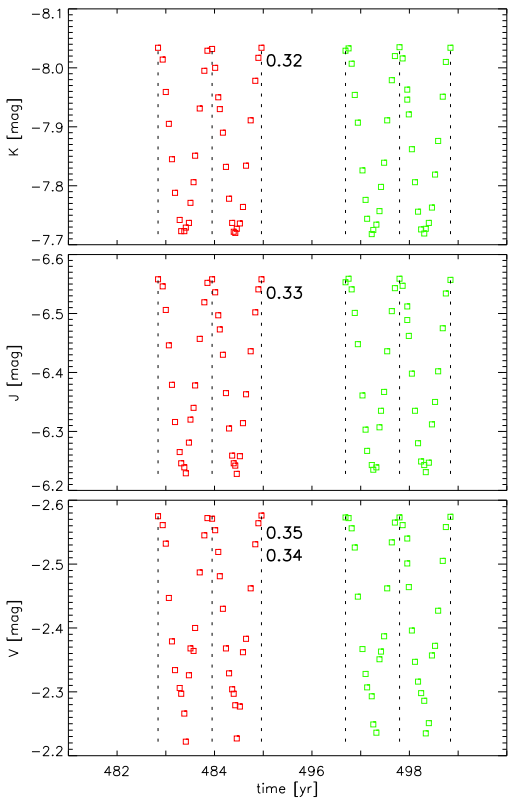
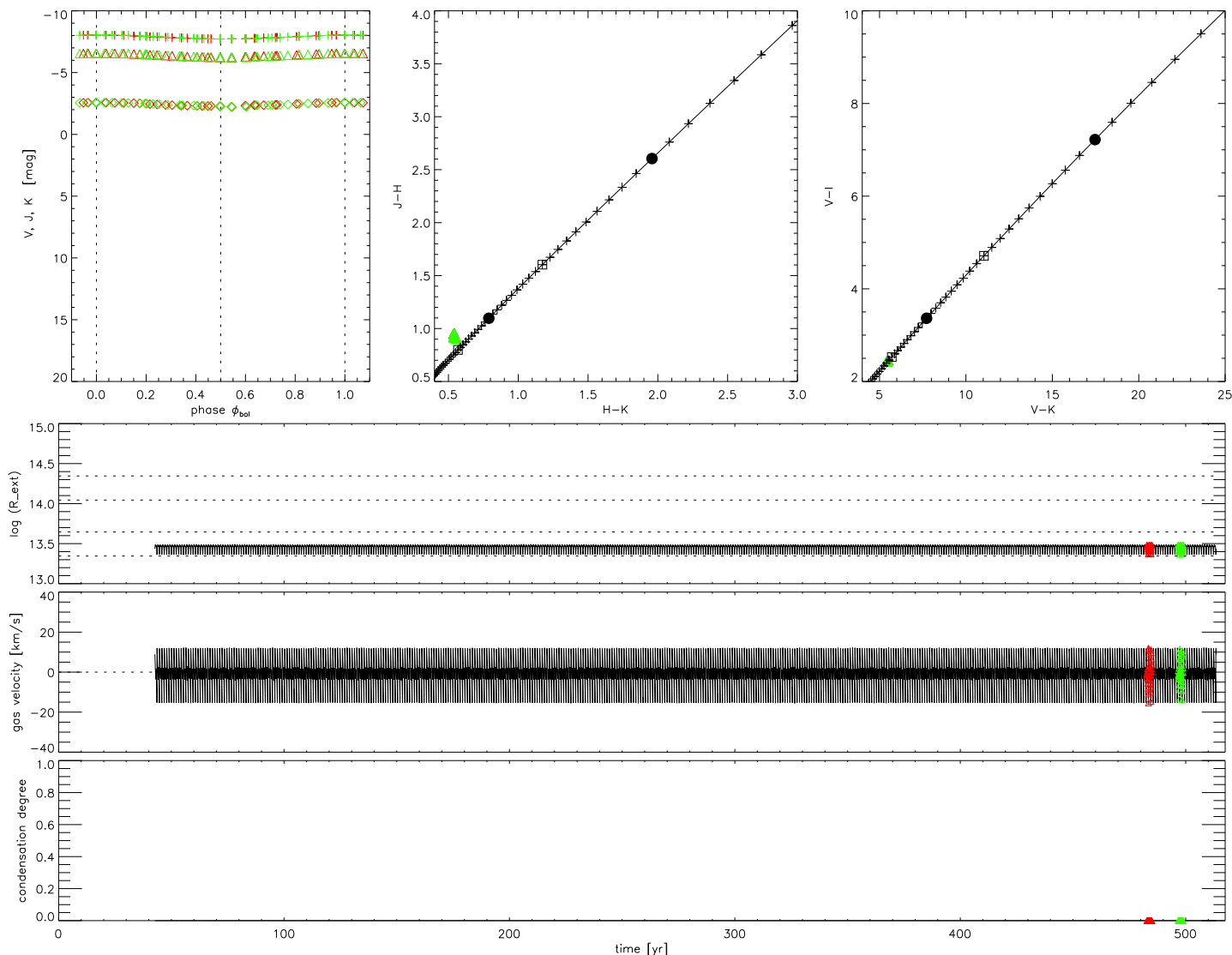


3000 3.85 1.00 8.50 2 1.0



T_{eff} 3000 K
 $\lg L$ 3.85 L_{\odot}
 Mass 1.00 M_{\odot}
 $\lg(C-O)$ 8.50
 C/O 1.69
 Δu_p 2 km/s
 f_L 1.0
 class pp

No wind

 Period 390. d = 1.068 yr
 Radius 318. R_{\odot}
 $\log g$ -0.57
 ΔM_{bol} 0.238

Colour	mean	min	max	range
(B-V)	2.07	2.04	2.09	0.05
(V-I)	2.44	2.42	2.47	0.05
(V-K)	5.45	5.40	5.51	0.11
(J-H)	0.93	0.90	0.96	0.06
(J-K)	1.47	1.45	1.50	0.05
(H-K)	0.55	0.53	0.56	0.02

Note: Time increases downwards. Scales OK for last curve (bottom black)

