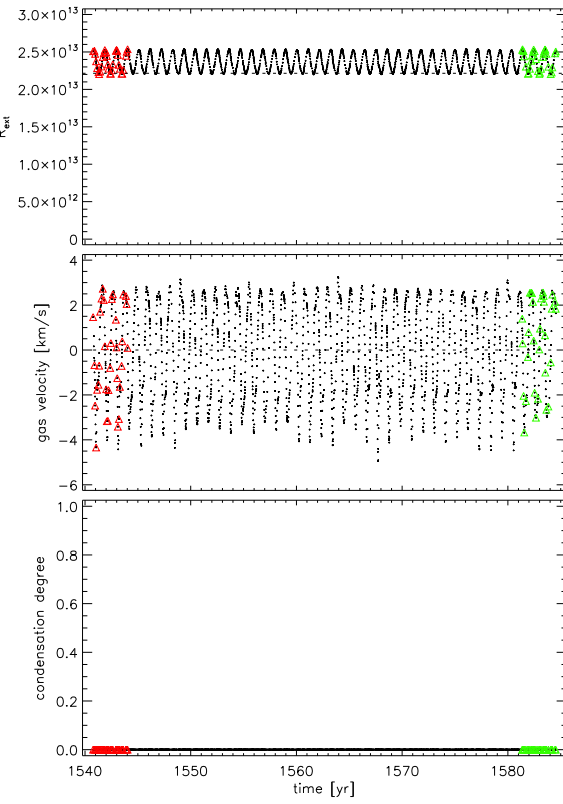
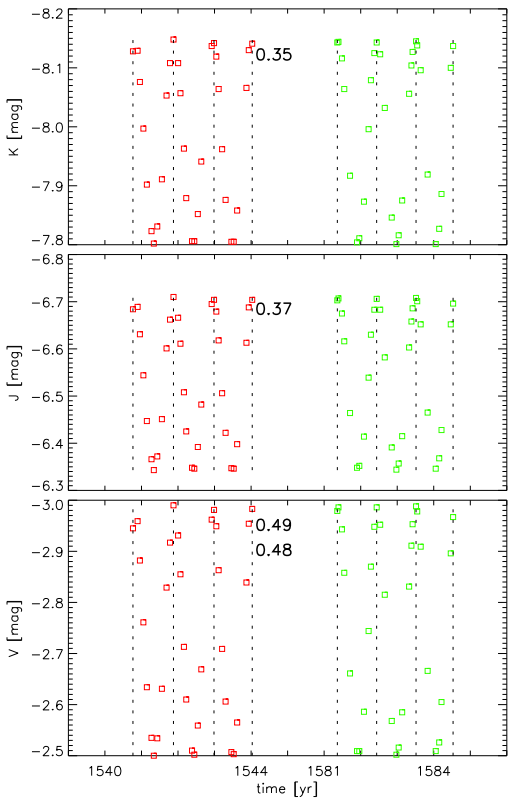
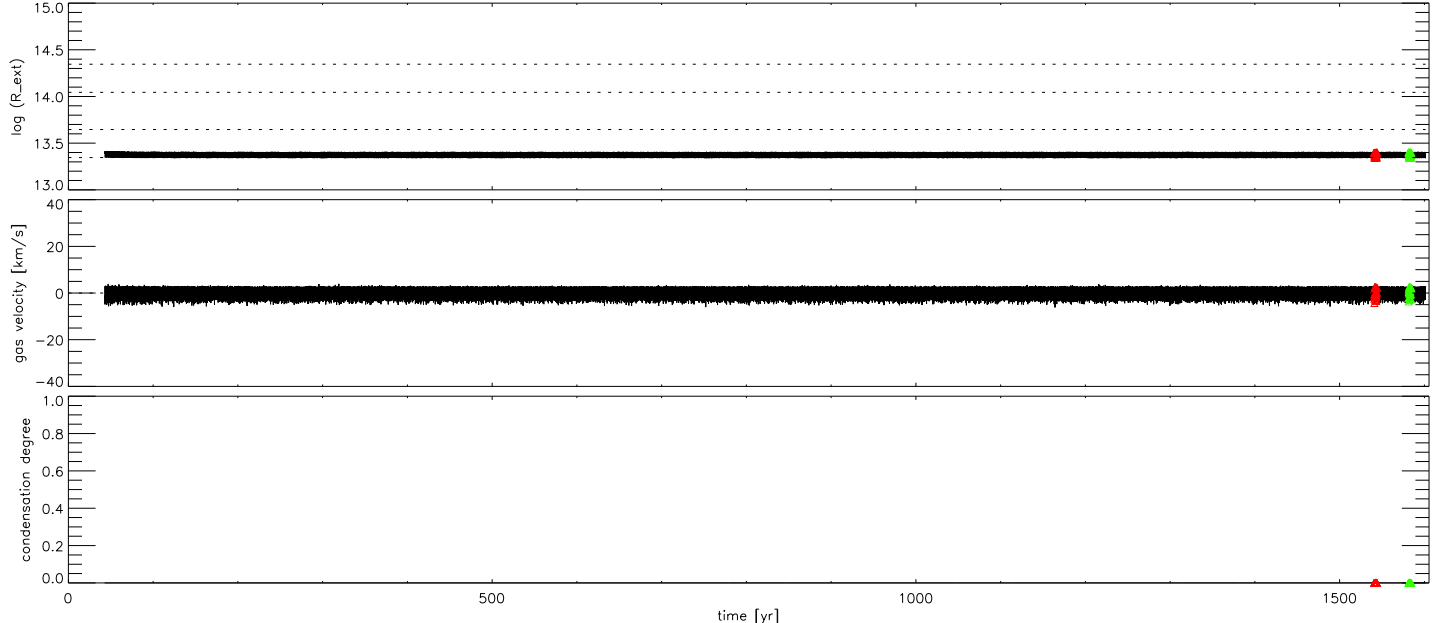
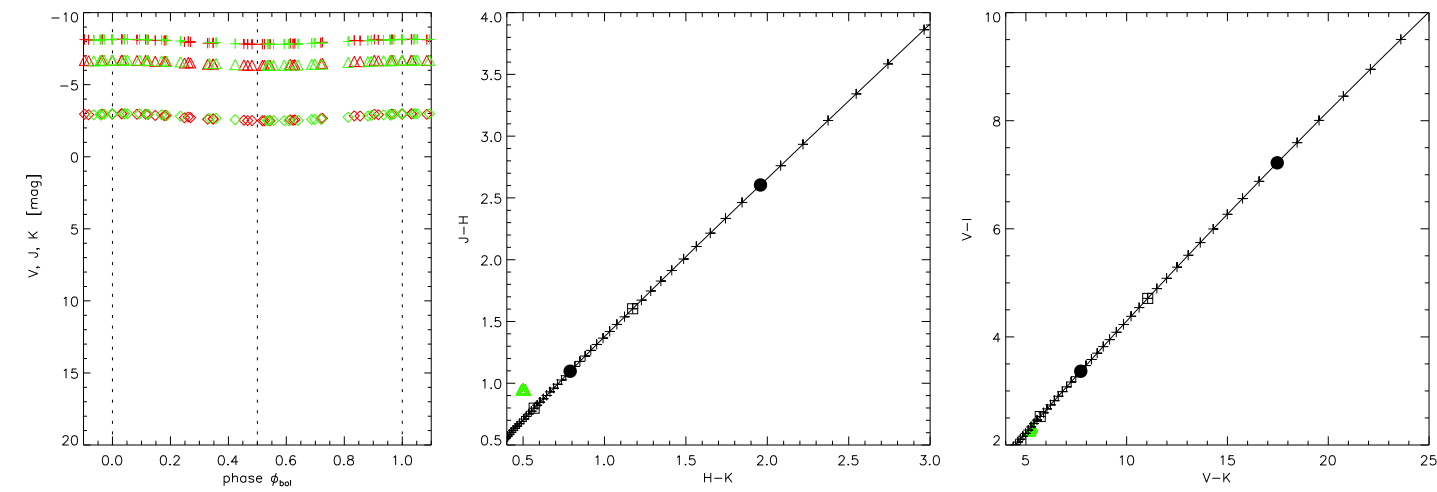


3000 3.85 2.00 8.50 2 1.0



T_{eff} 3000 K
 $\lg L$ 3.85 L_{\odot}
 Mass 2.00 M_{\odot}
 $\lg(C-O)$ 8.50
 C/O 1.69
 Δu_p 2 km/s
 f_L 1.0
 class pp

No wind

Period 390. d = 1.068 yr
 Radius 318. R_{\odot}
 $\log g$ -0.26
 ΔM_{bol} 0.224

Colour	mean	min	max	range
(B-V)	1.99	1.98	2.00	0.01
(V-I)	2.30	2.25	2.35	0.10
(V-K)	5.23	5.16	5.30	0.15
(J-H)	0.95	0.94	0.95	0.01
(J-K)	1.45	1.44	1.46	0.02
(H-K)	0.50	0.49	0.51	0.02

Note: Time increases downwards. Scales OK for last curve (bottom black)

