

3200

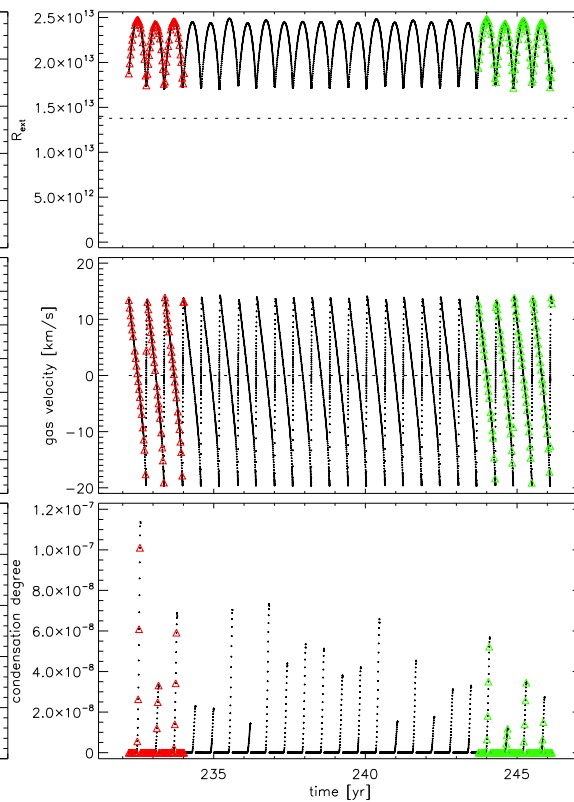
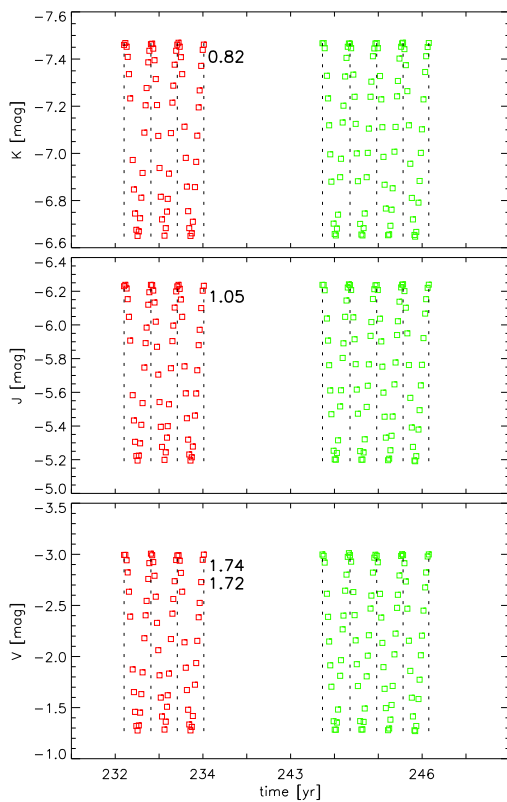
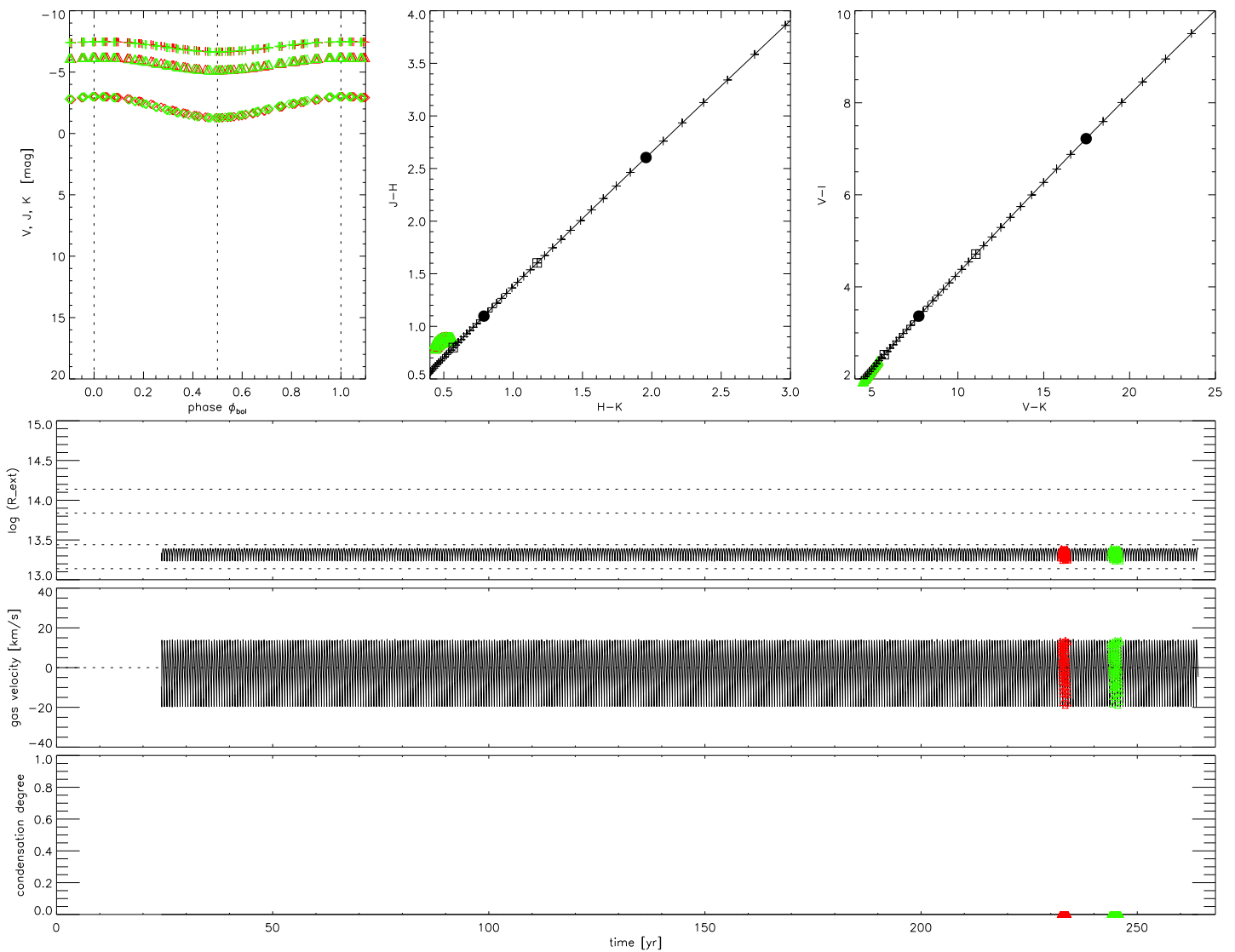
3.55

0.75

8.50

4

2.0



T_{eff} 3200 K
 $\lg L$ 3.55 L_{\odot}
 Mass 0.75 M_{\odot}
 $\lg(C-O)$ 8.50
 C/O 1.69
 Δu_p 4 km/s
 f_L 2.0
 class pp

No wind

Period 221. d = 0.606 yr
 Radius 198. R_{\odot}
 $\log g$ -0.28
 ΔM_{bol} 0.855

Colour	mean	min	max	range
(B-V)	1.93	1.86	2.01	0.15
(V-I)	2.16	1.94	2.40	0.46
(V-K)	4.91	4.45	5.38	0.92
(J-H)	0.85	0.79	0.91	0.12
(J-K)	1.34	1.22	1.46	0.23
(H-K)	0.49	0.43	0.56	0.14

Note: Time increases downwards. Scales OK for last curve (bottom black)

