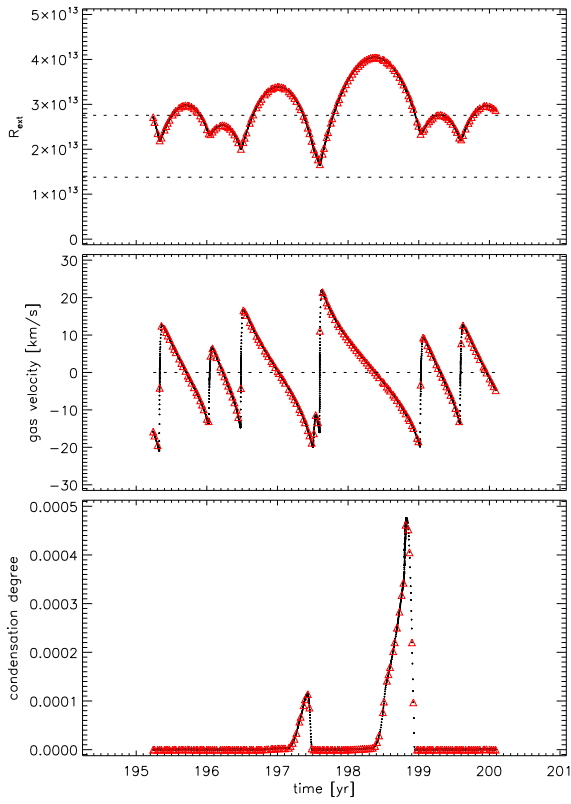
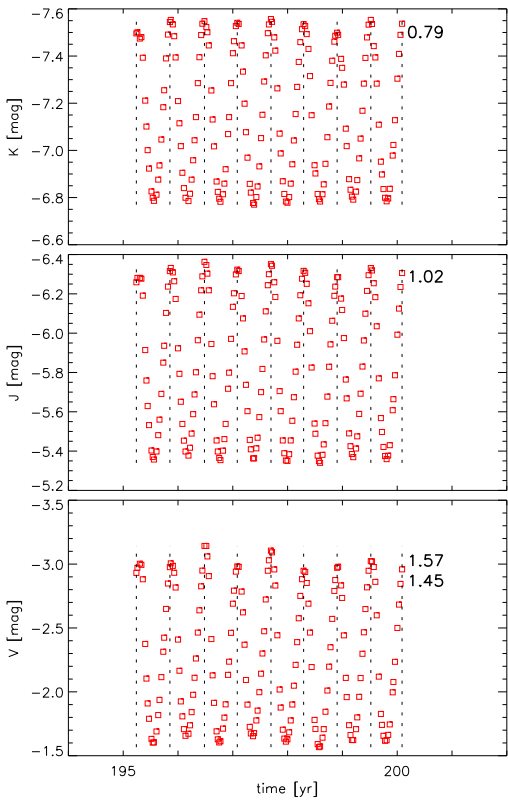
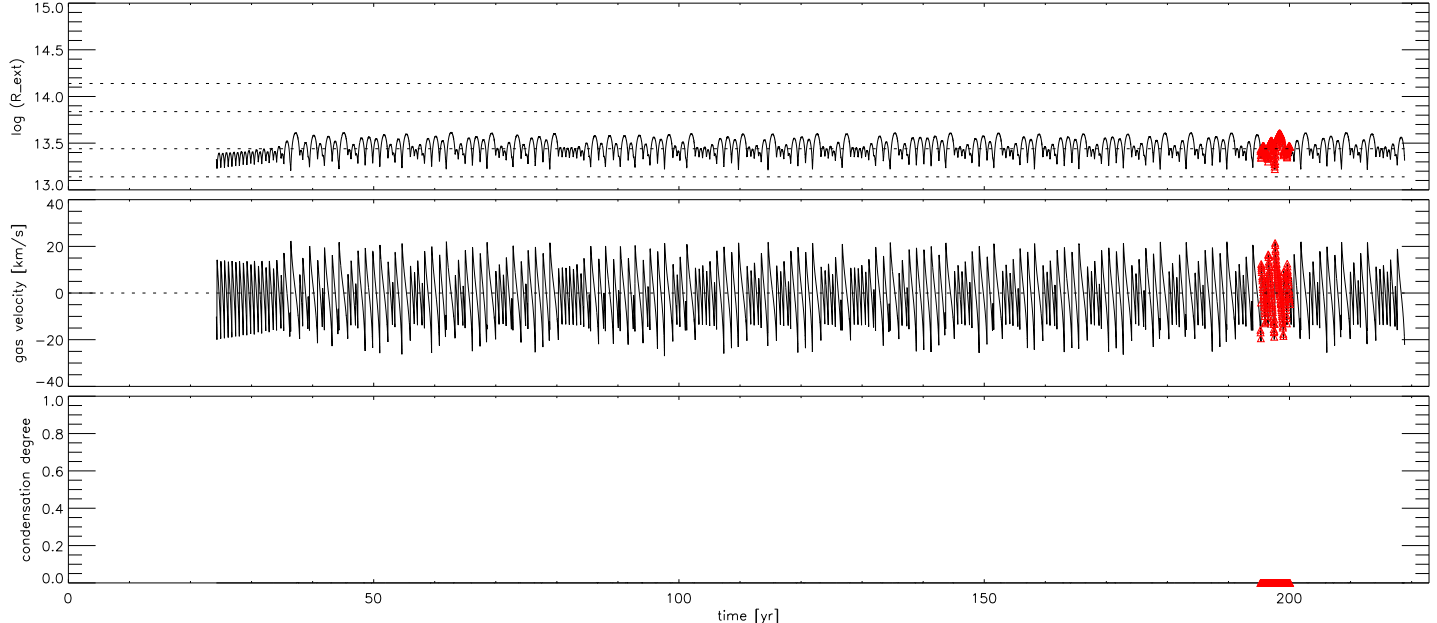
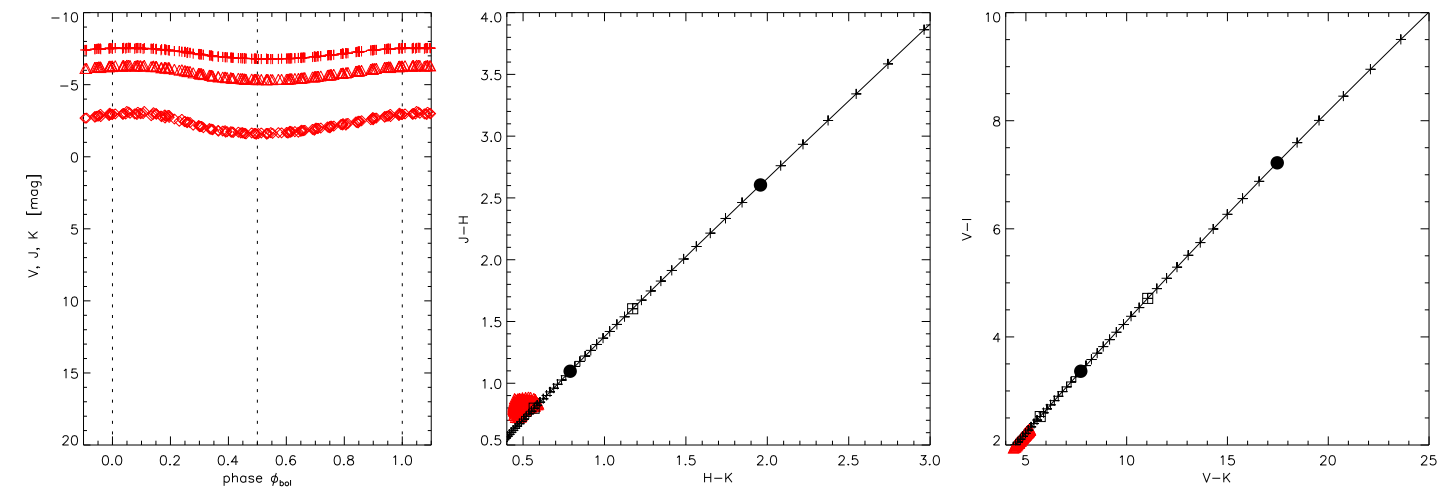


3200 3.55 0.75 8.50 6 1.0



T_{eff} 3200 K
 $\lg L$ 3.55 L_{\odot}
 Mass 0.75 M_{\odot}
 $\lg(C-O)$ 8.50
 C/O 1.69
 Δu_p 6 km/s
 f_L 1.0
 class pn

No wind

Period 221. d = 0.606 yr
 Radius 198. R_{\odot}
 $\log g$ -0.28
 ΔM_{bal} 0.625

Colour	mean	min	max	range
(B-V)	1.92	1.88	1.97	0.09
(V-I)	2.15	1.94	2.29	0.35
(V-K)	4.88	4.38	5.23	0.85
(J-H)	0.82	0.72	0.89	0.17
(J-K)	1.33	1.18	1.44	0.27
(H-K)	0.51	0.44	0.60	0.16

Note: Time increases downwards. Scales OK for last curve (bottom black)

