

3200

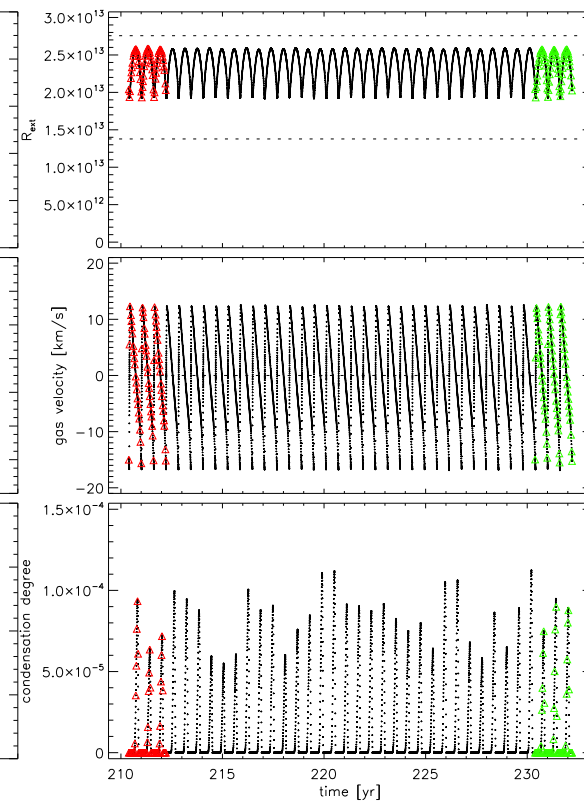
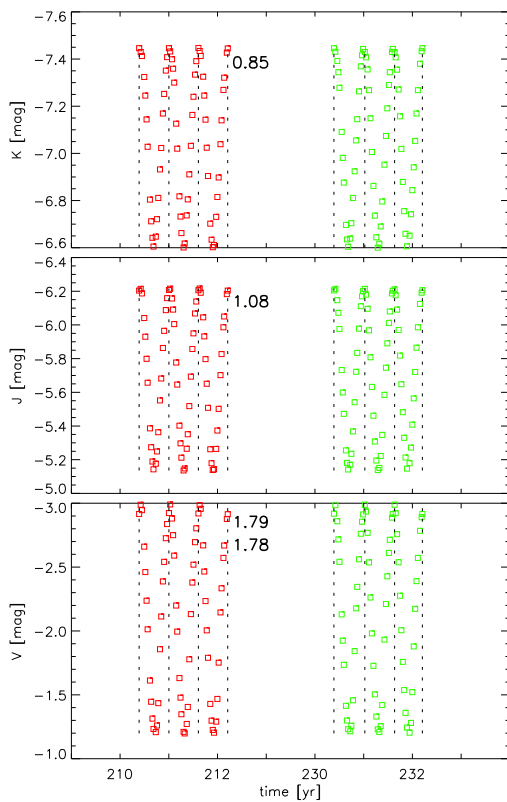
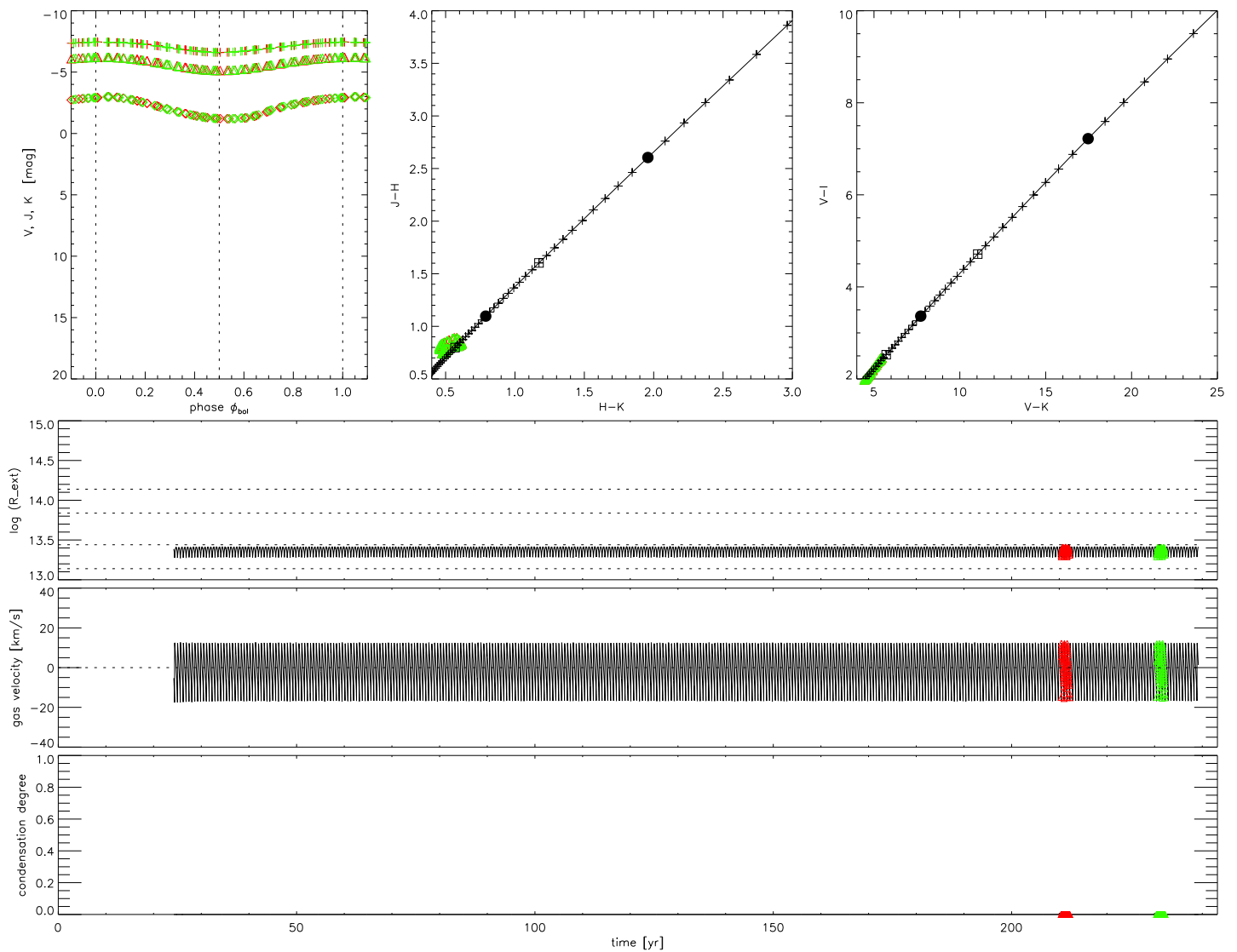
3.55

0.75

8.80

4

2.0



T_{eff} 3200 K
 $lg L$ 3.55 L_{\odot}
 Mass 0.75 M_{\odot}
 $lg(C-O)$ 8.80
 C/O 2.38
 Δu_p 4 km/s
 f_L 2.0
 class pp

No wind

Period 221. d = 0.606 yr
 Radius 198. R_{\odot}
 $log g$ -0.28
 ΔM_{bol} 0.869

Colour	mean	min	max	range
(B-V)	1.88	1.81	1.98	0.17
(V-I)	2.21	1.98	2.46	0.48
(V-K)	4.93	4.44	5.47	1.03
(J-H)	0.82	0.74	0.89	0.15
(J-K)	1.35	1.22	1.47	0.26
(H-K)	0.53	0.45	0.62	0.16

Note: Time increases downwards. Scales OK for last curve (bottom black)

