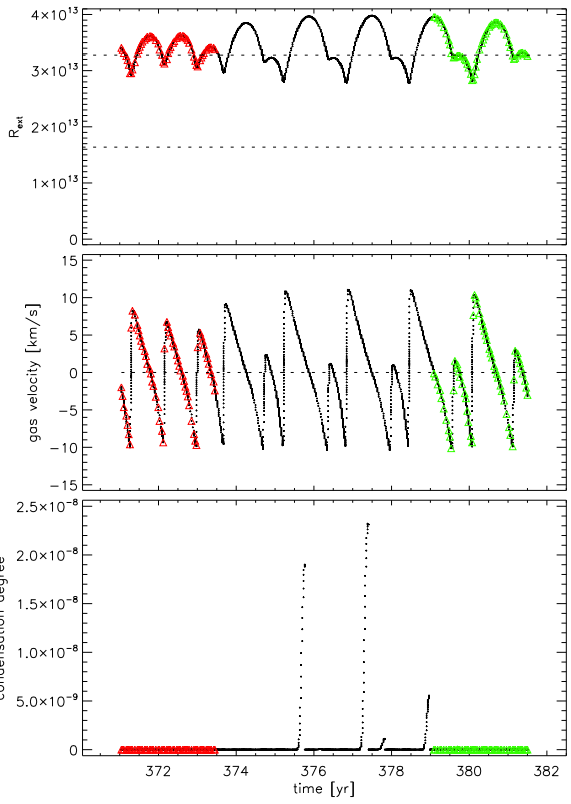
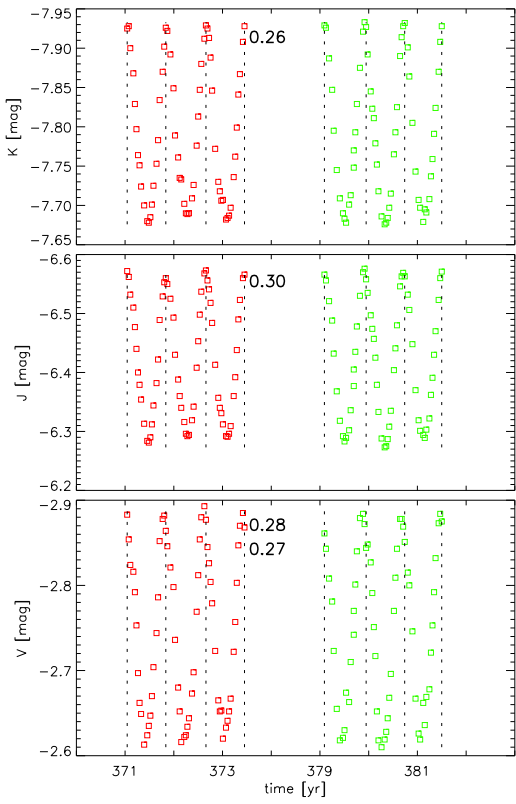
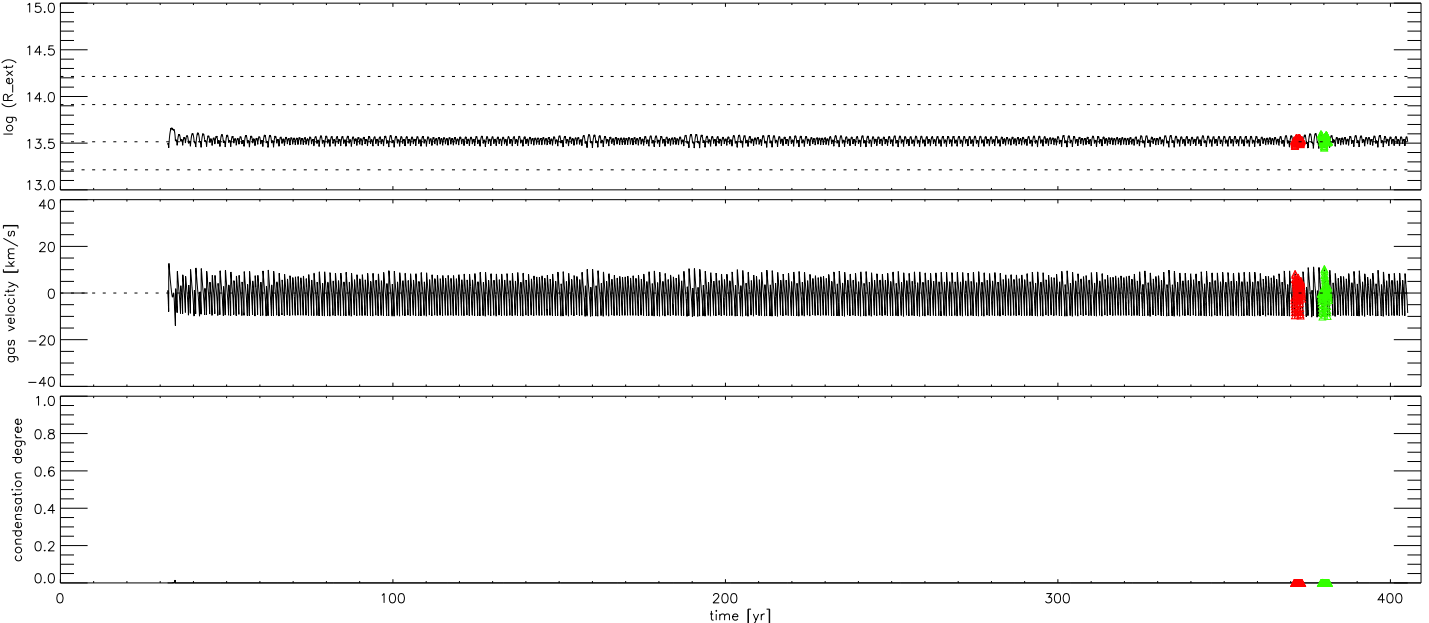
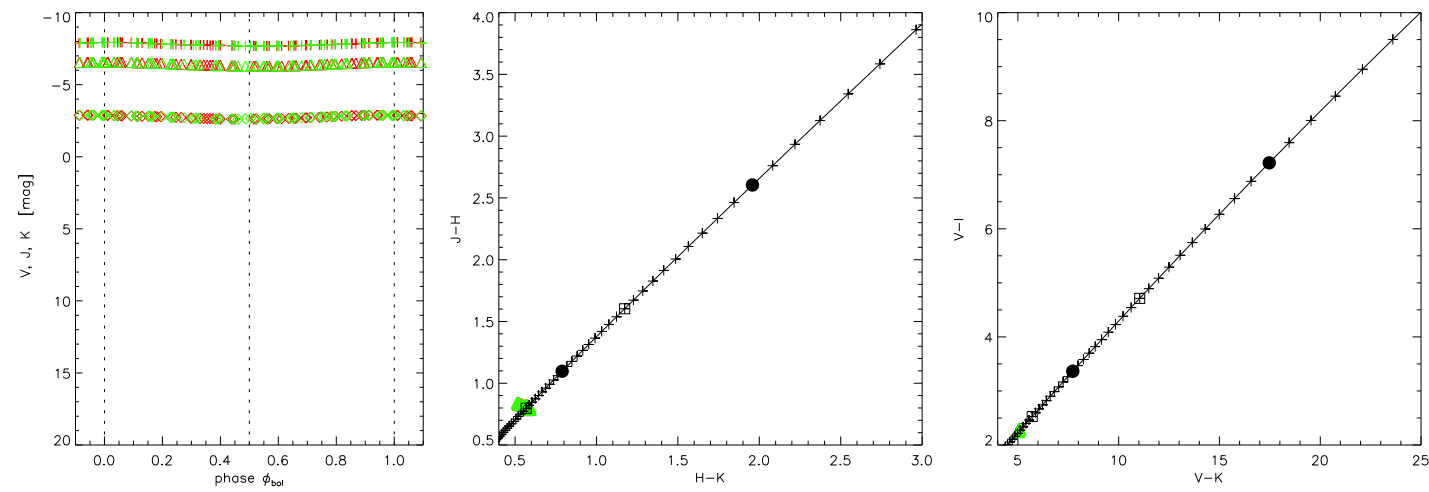


3200 3.70 0.75 8.80 2 1.0



T_{eff} 3200 K
 $\lg L$ 3.70 L_{\odot}
 Mass 0.75 M_{\odot}
 $\lg(C-O)$ 8.80
 C/O 2.38
 Δu_p 2 km/s
 f_L 1.0
 class pn

No wind

Period 294. d = 0.806 yr
 Radius 235. R_{\odot}
 $\lg g$ -0.43
 ΔM_{bol} 0.208

Colour	mean	min	max	range
(B-V)	1.92	1.85	1.96	0.11
(V-I)	2.27	2.23	2.31	0.09
(V-K)	5.04	4.98	5.12	0.13
(J-H)	0.82	0.78	0.85	0.07
(J-K)	1.37	1.34	1.41	0.07
(H-K)	0.55	0.51	0.60	0.09

Note: Time increases downwards. Scales OK for last curve (bottom black)

