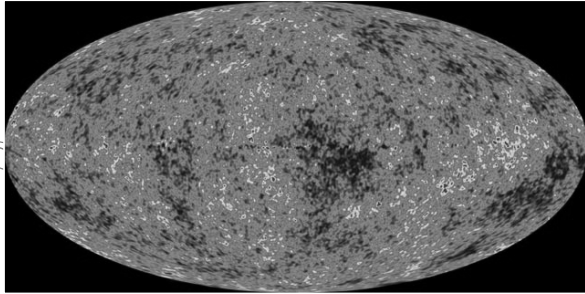


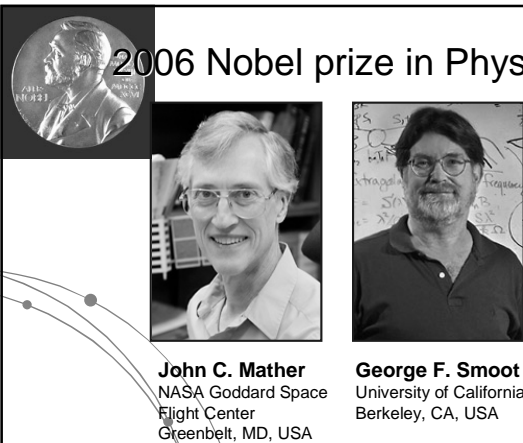
Cosmology AS7009, 2008 Lecture 7



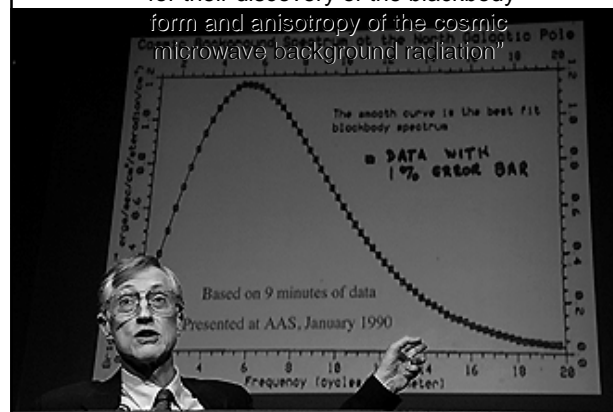
Outline

- Introduction to the CMBR
 - History of CMBR research
 - Support for the Big Bang model
 - Properties of the CMBR
 - Temperature
 - The dipole anisotropy
 - Small-scale temperature fluctuations
 - Origin of the CMBR
 - Recombination
 - Decoupling
 - Last scattering surface
 - Small-scale temperature fluctuations
 - Cosmological information
- Covers chapter 9 in Ryden

2006 Nobel prize in Physics




"for their discovery of the blackbody
form and anisotropy of the cosmic
microwave background radiation"



Cosmic Microwave Background Radiation (CMBR) - Quick Facts -

- Comes from all directions in the sky
- Black body spectrum with:
 - $T_0 \approx 2.73$ K
 - Peak wavelength ≈ 2 mm
- Close to isotropic, except for:
 - Large-scale doppler (dipole) anisotropy due to our motion with respect to the CMBR
 - Small-scale temperature fluctuations due to density fluctuations at $z \approx 1100$

History of CMBR research I



Nobel prize to
Smoot and Mather
for their work with COBE

History of CMBR research II

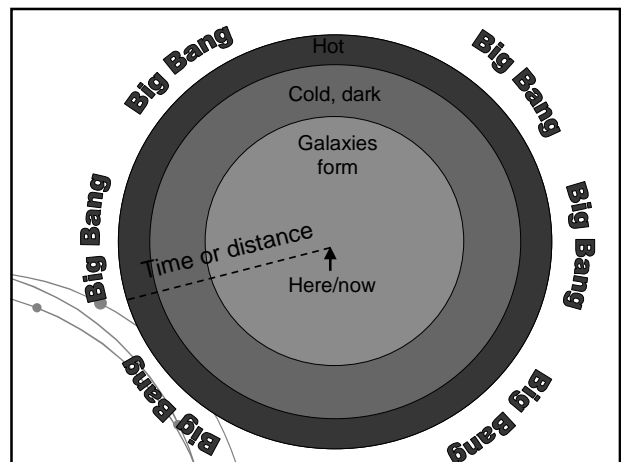
- 1934: First prediction of the existence of the CMBR
 - Tolman: Expanding Universe should be filled by thermal radiation its hot past
- 1948: First prediction of the current CMBR temperature
 - Gamow, Alpher & Herman: $T_0 \approx 5$ K
- 1965: CMBR discovered by Wilson & Penzias
 - Temperature measured to be $T_0 \approx 3.5$ K

History of CMBR research III

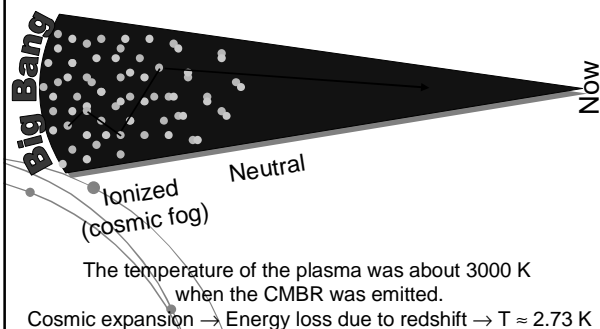
- 1992: COBE satellite
 - Close to perfect BB, with $T \approx 2.73$ K
 - Large-scale dipole
 - Small-scale temperature fluctuations ($\sim 10^{-5}$ K)
- Late 90s: MAXIMA & BOOMERanG balloons
 - Small-scale temperature and polarization variations
- 2003 - now: WMAP satellite
 - Full-sky maps of polarization and small-scale temperature variations
- 2009: Planck satellite
 - Superior polarization measurement
 - Planck-scale physics???

Why is there a CMB?

- Early Universe ($t < 240\,000$ yr): Hot \rightarrow
 - Baryons ionized
 - Universe opaque to photons
 - Photon-baryon plasma
- Cosmic expansion \rightarrow
 - Universe neutral at $t \sim 240\,000$ yr
 - Universe transparent to photons



Photon trajectories from the Early Universe

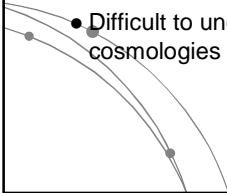


Support for the Big Bang model

- Expansion of the Universe
- The primordial abundances of light elements
- The age consensus
- The CMBR

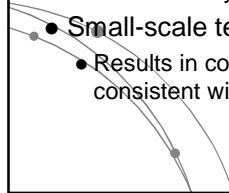
The CMBR as support for the Big Bang model I

- Existence of the CMBR :
 - Richard Tolman (1934): Expanding Universe should be filled with thermal radiation from hot past
 - CMBR \approx "Afterglow of the Big Bang"
 - Difficult to understand in Steady State-type cosmologies

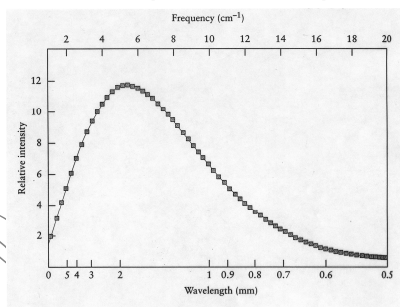


The CMBR as support for the Big Bang model II

- Temperature of the CMBR:
 - $T_0 = 2.73$ K fits Big Bang model (but note: the a priori prediction was not this precise)
 - Big bang model predicts: $T(z) = (1+z) T_0$
Confirmed by a measurements up to $z \approx 3$
- Small-scale temperature anisotropies:
 - Results in cosmological parameter values consistent with other methods




Properties of the CMBR I: Spectral shape and temperature



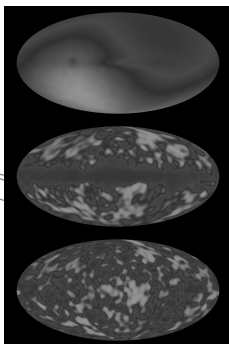
Temperature average over all directions: $\langle T \rangle \approx 2.73$ K

Properties of the CMBR II: The Dipole Anisotropy



Doppler shift due to our movement (dominated by the motion of the Sun around the Milky Way and of the Local Group towards Hydra) relative to the CMBR

Properties of the CMBR III: Small-scale temperature fluctuations

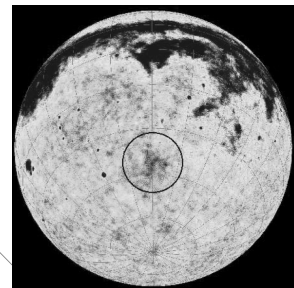


Overall CMBR, including Doppler dipole

CMBR with dipole subtracted

CMBR with Milky Way and nearby structure subtracted \rightarrow Small-scale temperature fluctuations (RMS 10^{-5} K)
Very important for cosmological model fitting!

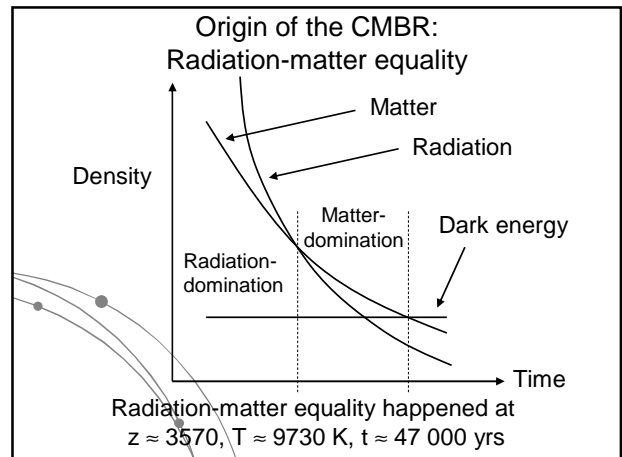
Suggestion for literature exercise: Strange CMBR anisotropies



The "Axis of evil" & the cold spot:
Signatures of non-standard cosmology?

Origin of the CMBR: Important Concepts

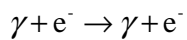
- Radiation-matter equality
- Photon decoupling
- Recombination
- Last scattering surface
- The Sachs-Wolfe effect
- Acoustic peaks



Origin of the CMBR: Decoupling I

During radiation-domination, and during a short period in the matter-dominated era, photons kept the atoms ionized

Thomson scattering :



Mean free path of photons:

$$\lambda = \frac{1}{n_e \sigma_e}$$

Origin of the CMBR: Decoupling II

Rate of scattering interactions for this process:

$$\Gamma = \frac{c}{\lambda} = n_e \sigma_e c$$

This process freezes out when:

$$\Gamma < H$$

This leads to decoupling of photons from the baryonic plasma
→ Baryons and photons evolve separately

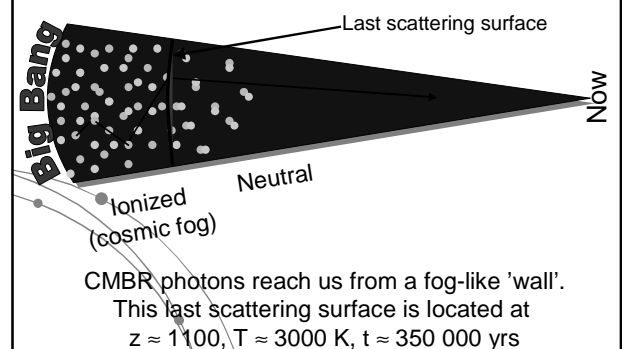
Origin of the CMBR: Recombination

At around the same time, the expansion of the Universe causes the energy of the photons to drop below 13.6 eV
→ Hydrogen starts (re)combining and the Universe goes from ionized to neutral, which speeds up the decoupling

Recombination happened at
 $z \approx 1370$, $T \approx 3740$ K, $t \approx 240\,000$ yrs

Photon decoupling happened at
 $z \approx 1100$, $T \approx 3000$ K, $t \approx 350\,000$ yrs

Origin of the CMBR: Last Scattering Surface



Origin of the CMBR: Small-scale temperature fluctuations

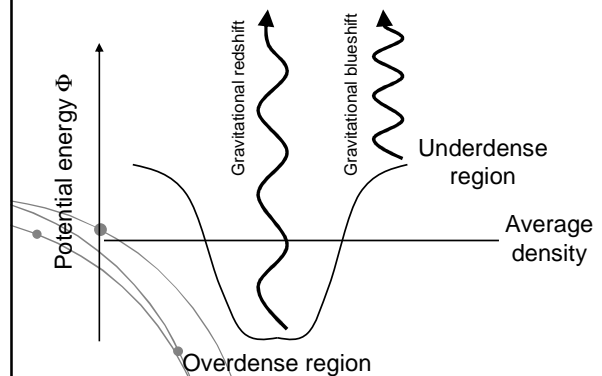
Density fluctuations present at the time of last scattering are evident as spatial temperature fluctuations in the CMBR

$$\text{Recall: } \theta = \frac{l}{d_A}$$

In the benchmark model, the horizon distance at z_{CMBR} corresponds to $\theta_H \approx 1^\circ$


- On scales $\theta > \theta_H$: Primordial CDM density fluctuations
- On scales $\theta < \theta_H$: Acoustic oscillations in the photon-baryon fluid

The Sachs-Wolfe effect



The late/integrated Sachs-Wolfe effect (or Rees-Sciama effect)

The gravitational red/blueshift of CMBR photons due to structure along the line of sight towards the last scattering surface.
Static potential well \rightarrow Blueshift climbing in, redshift climbing out (no net effect)
But net redshifts/blueshifts will happen if the potential well gets shallower/deeper while crossing!



Is a huge, expanding void along the line of sight the reason for the CMBR 'cold spot'?

The Angular Power Spectrum I

When studying CMBR temperature fluctuations as a function of angular scale, one usually plots:

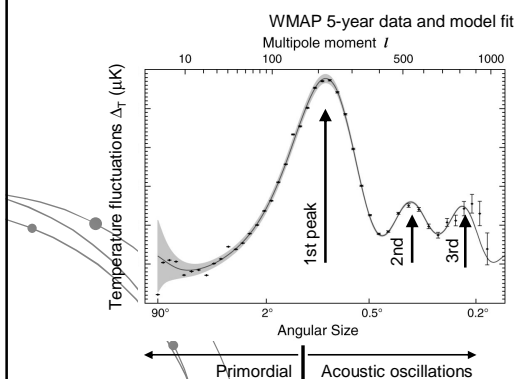
$$\Delta_T = \left(\frac{l(l+1)}{2\pi} C_l \right)^{1/2} \langle T \rangle$$

where :

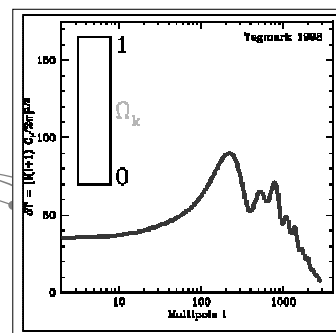
l is the multipole (note : high l means small θ)

C_l is the angular correlation function of $\frac{\delta T}{T}$

The Angular Power Spectrum II

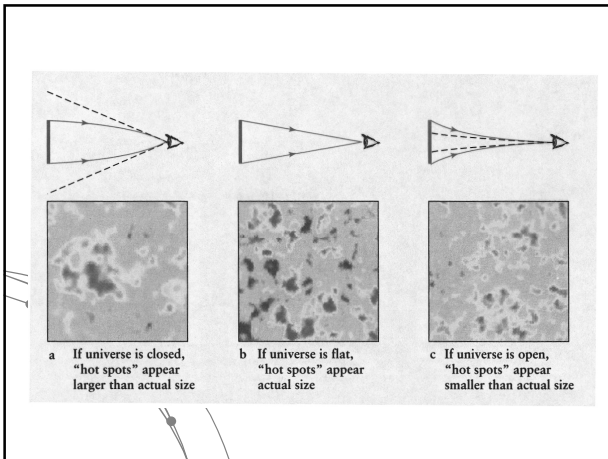


Cosmological Information I

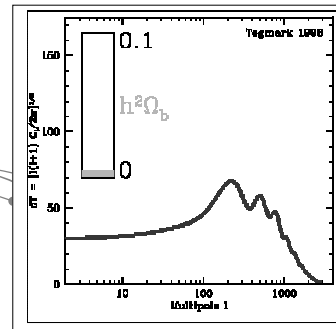


$$\Omega_k = 1 - (\Omega_M + \Omega_\Lambda) \Rightarrow \Omega_k = 0 \Rightarrow \text{Flat}$$

The positions of the CMBR peaks are very sensitive to the geometry. The observed positions indicate that our Universe is very close to flat!

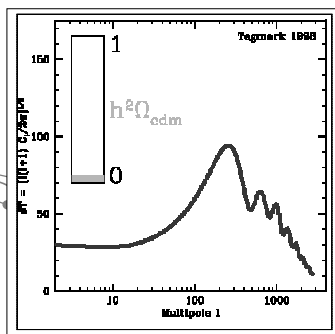


Cosmological Information II



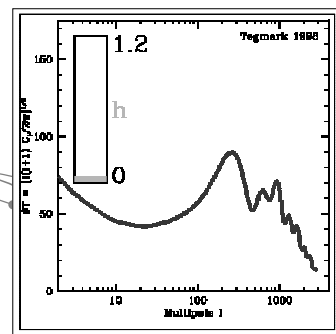
Mild degeneracy:
The amplitude ratios of
the first three peaks
are sensitive
to the baryon
density

Cosmological Information III



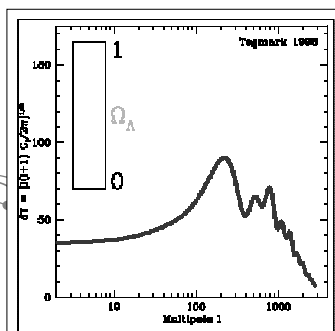
Mild degeneracy:
The amplitude ratios of
the first three peaks
are sensitive
to the baryon
density

Cosmological Information IV



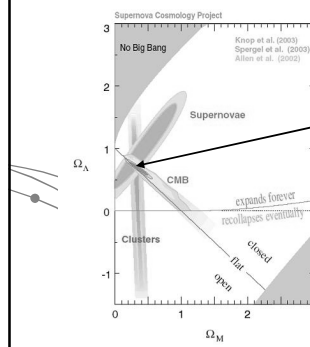
Example of strong
degeneracy:
Hubble constant and
 Ω_Λ variations
mimic each other
(if other parameters are
held fixed)

Cosmological Information V



Example of strong
degeneracy:
Hubble constant and
 Ω_Λ variations
mimic each other
(if other parameters are
held fixed)

Cosmological information VI



Benchmark model
 $\Omega_M=0.3$, $\Omega_\Lambda=0.7$
 $H_0=72 \text{ km s}^{-1} \text{ Mpc}^{-1}$